



Workflow

VidimPlate® Universal Plate Reader IVD Approved

Practical workflow



Patient registration :

The patient data is enter into the system :

Directly from the LIMS / LIS .

Or by scanning the patient barcode document

Or by scanning the blood tube barcode

Or manually

Example : scanning patient barcode blood tube



Patient name , patient number , blood sample tube number.....

The operator has a clear overview on screen.

Test registration :

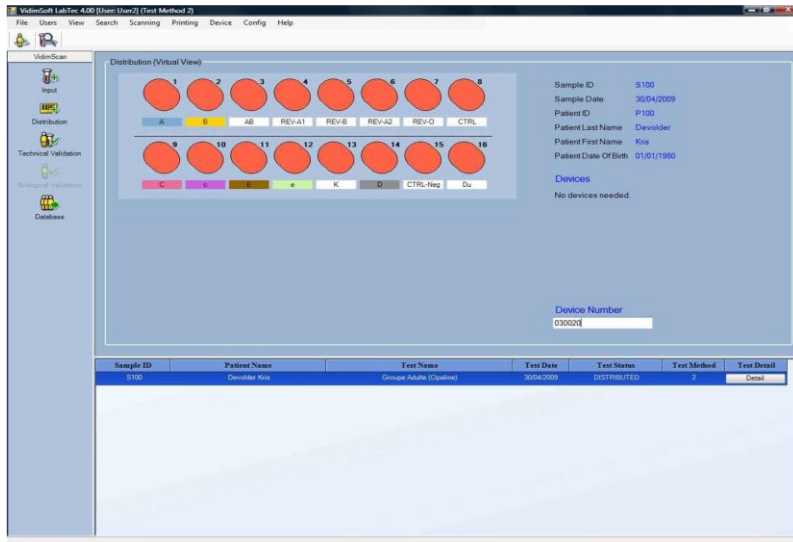
the system will ask which test will be performed ?

ABO/Rh , Phenotyping , Antibody screening, Crossmatch....., ?

The operator chooses the test to be performed.



The operator will receive a clear full color overview on screen which test have been chosen



Scanning / Labeling / Work document printing

The operator now will :
scan the VidimPlate barcode

a label will be print automatically



The label will be placed on the plate.

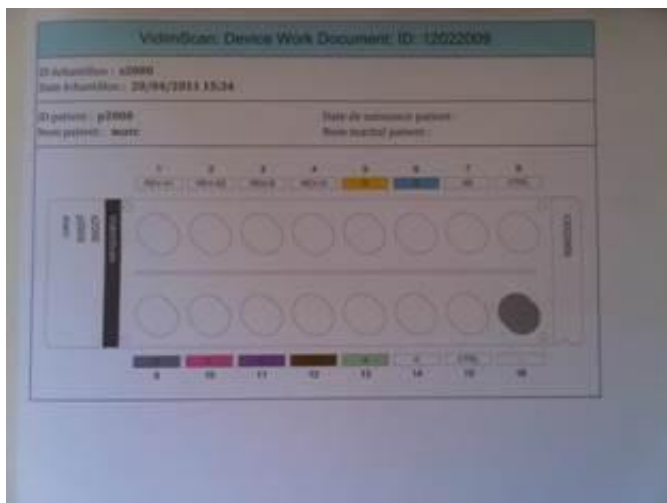


Patient info label and barcode blood tube are linked = security

Unique combination security =

Patient coordinates + patient number + blood tube sample number + original blood tube barcode are linked

A work document will automatically be printed , this work document can be configured following the lab operator wishes.






Pipetting, processing, agglutination



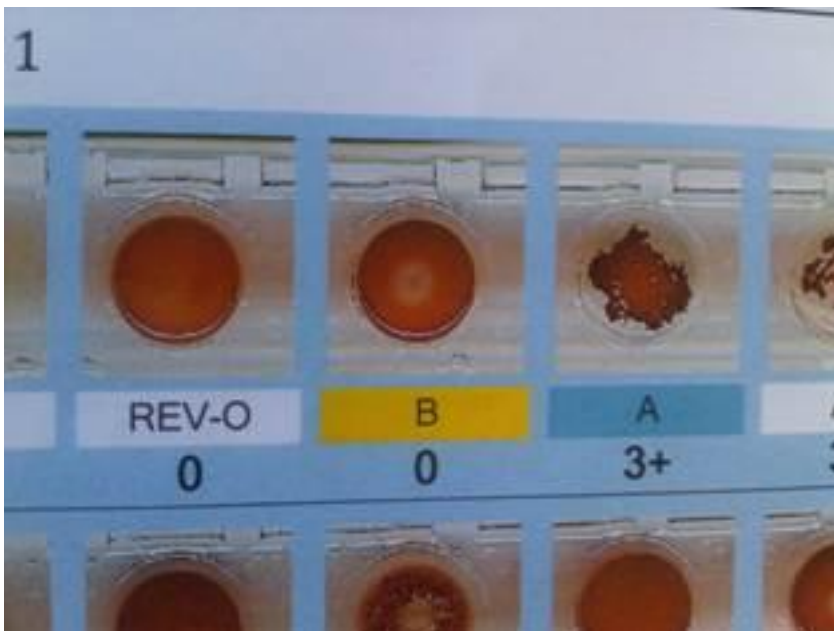
Put the processed plate(s) into the . VidimPlate® scanner



You can put 1 or up to 4 plates in the VidimPlate® scanner



Full color visual overview of the tests



The operator gets a full color visual overview of the tests, and visual control through enlargement of the image.

The lab operator will manually give his own interpretation of the results and will save the data into the system .

VidimPlate[®] will perform a quality control on these results.
Discrepancies will appear on screen .

Note it is the lab operator who will determine the final values



Biological validation by the lab Doctor.

VidimPlate® can be configured to allow either the lab operator or the lab Doctor to validate the end results.



Digitalisation, archiving and report printing.

The report can be printed or/end send / transferred to the lab own IT system, and the report will be digitalized, and archived



VIDIMSOFT bvba *your security on blood grouping*

Veldstraat 33 B-8850 ARDOOIE Info : +32.51.54.12.00 Mobile : +32.473. 93. 38 .36 Fax : +32.51.54.65.88

Email : marc.desomer@vidimsoft.com

Website : www.vidimsoft.com